



PRICELIST

OF LED LIGHTING



CLARIANT'S
EXCLUSIVE COLLECTION



BETTER . BRIGHTER . SMARTER



Introducing Clariannt: Where Innovation Meets Performance!

At Clariannt, we are not just a company, but a team of passionate individuals who believe in creating products that enhance your life. Our story began in 2014, when we embarked on a mission to revolutionise the world of electrical accessories. **We wanted to make a difference**, not just in terms of efficiency and effectiveness but also in providing a unique customer experience.

Our team of experts is committed to manufacturing products that stand out in the market. We don't just focus on quality; we make sure that our products meet and exceed the expectations of our customers. We are proud to say that our electrical accessories are designed with safety as our top priority. We use only the best materials and machinery to ensure that our products are safe to use and have a longer life span.

Our state-of-the-art manufacturing unit is equipped with cutting-edge technology that helps us deliver top-quality products to our customers. We understand that our customers have diverse requirements, and that's why we have a vast product line that caters to all their needs. Whether you need electric accessories for your home or business, we've got you covered.

At Clariannt, we are always striving to innovate and improve. Our experienced R&D department is constantly researching and experimenting with new ideas to make our products even better. We believe that our customers are the driving force behind our success, and we take pride in building long-lasting relationships with them.

We also offer customization facilities to meet the unique needs of our customers. Our stringent quality standards and robust infrastructural base make us the go-to brand for electrical accessories. We have a competent team of professionals and strong logistical support that ensures that our products are available globally.

In conclusion, at Clariannt, we don't just make things better; we make them **exceptional**. Choose us for the most reliable, efficient, and innovative electrical accessories that are designed to enhance your life.

WE MAKE
THINGS
BRIGHTER

1

INDOOR LED LIGHTING

1.1 PHANTOM PANEL LIGHT (PPL)	10
1.2 ECLIPSE SURFACE LIGHT (ESL)	12
1.3 RAYA PANEL LIGHT (RPL)	14
1.4 VENUS JUNCTION LIGHT (VJL)	16
1.5 CARROM STRIKER LIGHT (CSPL)	18
1.6 DOT SPOTLIGHT (DSL)	20

2

OUTDOOR LED LIGHTING

2.1 WAVE BULKHEAD (WBH)	24
2.2 KNIGHT FLOOD LIGHT (KFL)	26
2.3 PEARL FLOOD LIGHT (PFL)	28
2.4 CURV STREET LIGHT (CSL)	30

INDOOR LED LIGHTING



PHANTOM PANEL LIGHT

CODE	WATT	PRICE		MASTER PACKING
		WH/WW/NW	3 IN 1	
PPL 1	8W-4IN(SQ,RD)	285.00	390.00	40 PCS
PPL 2	15W-5IN(SQ,RD)	405.00	495.00	40 PCS
PPL 3	15W-6IN(SQ,RD)	495.00	600.00	40 PCS
PPL 4	22W-6IN(SQ,RD)	550.00	655.00	40 PCS
PPL 5	22W-8IN(SQ,RD)	885.00	-	40 PCS

TECHNICAL DATA

WATTAGE	MATERIAL	INPUT VOLTAGE	SURGE	LUMENS/W	CUTOUT
8W-4IN(SQ,RD)	PC	180-240 VAC	4 KV	85	100MM
15W-5IN(SQ,RD)	PC	180-240 VAC	4 KV	85	125MM
15W-6IN(SQ,RD)	PC	180-240 VAC	4 KV	90	150MM
22W-6IN(SQ,RD)	PC	180-240 VAC	4 KV	85	150MM
22W-8IN(SQ,RD)	PC	180-240 VAC	4 KV	90	200MM

ALSO AVAILABLE IN RED, GREEN, BLUE, AND RGB

PF ≥ 0.95

120° WIDE BEAM ANGLE

2 YEAR WARRANTY

CRI-(Ra) ≥ 80



ECLIPSE SURFACE LIGHT

CODE	WATT	PRICE		MASTER PACKING
		WH/WW/NW	3 IN 1	
ESL 1	8W-4IN(SQ,RD)	320.00	425.00	40 PCS
ESL 2	15W-5IN(SQ,RD)	445.00	530.00	40 PCS
ESL 3	15W-6IN(SQ,RD)	530.00	635.00	40 PCS
ESL 4	22W-6IN(SQ,RD)	585.00	690.00	40 PCS

TECHNICAL DATA

WATTAGE	MATERIAL	INPUT VOLTAGE	SURGE	LUMENS/W	DIMENSIONS
8W-4IN(SQ,RD)	PC	180-240 VAC	4 KV	85	100*100MM
15W-5IN(SQ,RD)	PC	180-240 VAC	4 KV	85	125*125MM
15W-6IN(SQ,RD)	PC	180-240 VAC	4 KV	90	150*150MM
22W-6IN(SQ,RD)	PC	180-240 VAC	4 KV	85	150*150MM

ALSO AVAILABLE IN RED, GREEN, BLUE, AND RGB



PF ≥ 0.95



RIMLESS DESIGN



2 YEAR WARRANTY



CRI-(Ra) ≥ 80



RAYA PANEL LIGHT

CODE	WATT	PRICE		MASTER PACKING
		WH/WW/NW	3 IN 1	
RPL 1	8W-4IN	265.00	355.00	40 PCS
RPL 2	15W-5IN	370.00	475.00	30 PCS
RPL 3	15W-6IN	455.00	-	20 PCS
RPL 4	22W-6IN	455.00	580.00	20 PCS
RPL 5	22W-8IN	780.00	955.00	

RAYA SURFACE RING

CODE	WATT	PRICE		MASTER PACKING
		RD	SQ	
RSR 1	4IN-RD SQ	65.00	73.00	40 PCS
RSR 2	5IN-SQ RD	80.00	85.00	40 PCS
RSR 3	6IN-RD SQ	87.00	92.00	40 PCS
RSR 4	8IN-SQ RD	-	-	40 PCS

TECHNICAL DATA

WATTAGE	MATERIAL	INPUT VOLTAGE	SURGE	LUMENS/W	CUTOUT
8W-4IN	PC	180-240 VAC	4 KV	100	100MM
15W-5IN	PC	180-240 VAC	4 KV	100	125MM
15W-6IN	PC	180-240 VAC	4 KV	100	150MM
22W-6IN	PC	180-240 VAC	4 KV	100	150MM
22W-8IN	PC	180-240 VAC	4 KV	100	200MM



PF ≥ 0.95



MODULAR SURFACE RING



2 YEAR WARRANTY



CRI-(Ra) ≥ 80

VENUS JUNCTION LIGHT

CODE	SIZE	PRICE	MASTER PACKING
VJL 1	3 WATT (WH/WW)	113.50	100 PCS
VJL 2	3 WATT (CLR)	120.50	100 PCS
VJL 3	3 WATT (RGB/3IN1)	131.00	100 PCS
VJL 4	7 WATT (WH/WW)	177.00	100 PCS
VJL 5	7 WATT (CLR)	180.50	100 PCS
VJL 6	7 WATT (RGB/3IN1)	194.50	100 PCS

TECHNICAL DATA

WATTAGE	MATERIAL	INPUT VOLTAGE	SURGE	LUMENS	CUTOUT
3 WATT (WH/WW)	PC	180-240VAC	1.5 KV	300 LMS	48MM
3 WATT (CLR)	PC	180-240VAC	1.5 KV	300 LMS	48MM
3 WATT (RGB/3IN1)	PC	180-240VAC	1.5 KV	300 LMS	48MM
7 WATT (WH/WW)	PC	180-240VAC	2.5 KV	680 LMS	75MM
7 WATT (CLR)	PC	180-240VAC	2.5 KV	680 LMS	75MM
7 WATT (RGB/3IN1)	PC	180-240VAC	2.5 KV	680 LMS	75MM



PF ≥ 0.95



120° WIDE BEAM ANGLE



1 YEAR WARRANTY



CRI-(Ra) ≥ 70




CARROM STRIKER LIGHT

CODE	WATT	PRICE	MASTER PACKING
CSPL 1	3W WH/WW	99.00	200 PCS
CSPL 2	3W CLR	102.50	200 PCS
CSPL 3	3W RGB/3 IN 1	117.00	200 PCS

TECHNICAL DATA

WATTAGE	MATERIAL	INPUT VOLTAGE	SURGE	LUMENS/W	DIMENSIONS
3W WH/WW	PC	180-240 VAC	1.5 KV	100	62*18MM
3W CLR	PC	180-240 VAC	1.5 KV	100	62*18MM
3W RGB/3 IN 1	PC	180-240 VAC	1.5 KV	100	62*18MM





PF ≥ 0.95



MODULAR
CAP DESIGN



1 YEAR
WARRANTY



CRI-(Ra) ≥ 70



DOT SPOT LIGHT

CODE	WATT	PRICE	MASTER PACKING
DSL 1	3 WATT (WH/WW)	101.00	200 PCS
DSL 2	3 WATT (CLR)	106.00	200 PCS
DSL 3	3 WATT (RGB/3IN1)	-	200 PCS

TECHNICAL DATA

WATTAGE	MATERIAL	INPUT VOLTAGE	SURGE	LUMENS/W	CUTOUT
3W WH/WW	PC	180-240 VAC	1.5 KV	100	28MM
3W CLR	PC	180-240 VAC	1.5 KV	100	28MM
3W RGB/3 IN 1	PC	180-240 VAC	1.5 KV	100	28MM



PF ≥ 0.95



LED REFLECTOR



1 YEAR WARRANTY



CRI-(Ra) ≥ 70

OUTDOOR LED LIGHTING



WAVE LED BULKHEAD

CODE	SIZE	PRICE	MASTER PACKING
WBH 1	9W WH/WW	197.00	50 PCS
WBH 2	18W WH/ww	275.00	50 PCS
WBH 3	9W PK/BL/GR	236.00	50 PCS
WBH 4	18W PK/BL/GR	328.00	50 PCS
WBH 5	9W 3 IN 1	315.00	50 PCS
WBH 6	18W 3 IN 1	394.00	50 PCS

TECHNICAL DATA

WATTAGE	MATERIAL	INPUT VOLTAGE	SURGE	LUMENS/W	DIMENSIONS
9W WH/WW	PP	165-265VAC	0.5 KV	90	168*68*50MM
18W WH/ww	PP	165-265VAC	0.5 KV	90	210*100*60MM
9W PK/BL/GR	PP	165-265VAC	0.5 KV	90	168*68*50MM
18W PK/BL/GR	PP	165-265VAC	0.5 KV	90	210*100*60MM
9W 3 IN 1	PP	165-265VAC	0.5 KV	90	168*68*50MM
18W 3 IN 1	PP	165-265VAC	0.5 KV	90	210*100*60MM

PF ≥ 0.65

WATER RESISTANT

1 YEAR WARRANTY

CRI-(Ra) ≥ 80



KNIGHT FLOOD LIGHT

CODE	WATT	PRICE	MASTER PACKING
KFL 1	30W	1395.00	20 PCS
KFL 2	50W	1805.00	20 PCS
KFL 3	100W	2885.00	10 PCS
KFL 4	150W	3935.00	10 PCS
KFL 5	200W	4785.00	10 PCS

TECHNICAL DATA

WATTAGE	MATERIAL	INPUT VOLTAGE	SURGE	LUMENS/W	DIMENSIONS
30W	AL DIE CAST	220-240VAC	4 KV	120-130	180*180*50MM
50W	AL DIE CAST	220-240VAC	6 KV	120-130	220*225*50MM
100W	AL DIE CAST	220-240VAC	6 KV	120-130	285*275*60MM
150W	AL DIE CAST	220-240VAC	6 KV	120-130	340*375*70MM
200W	AL DIE CAST	220-240VAC	6 KV	120-130	340*325*70MM



PF ≥ 0.95



WATER RESISTANT



2 YEAR WARRANTY



CRI-(Ra) ≥ 80

PEARL FLOOD LIGHT

CODE	WATT	PRICE	MASTER PACKING
PFL 1	30W	1280.00	40 PCS
PFL 2	50W	1590.00	40 PCS
PFL 3	100W	2510.00	20 PCS
PFL 4	150W	3360.00	10 PCS
PFL 5	200W	4260.00	10 PCS

TECHNICAL DATA

WATTAGE	MATERIAL	INPUT VOLTAGE	SURGE	LUMENS/W	DIMENSIONS
30W	AL DIE CAST	220-240VAC	4 KV	120-130	162*182MM
50W	AL DIE CAST	220-240VAC	6 KV	120-130	195*210MM
100W	AL DIE CAST	220-240VAC	6 KV	120-130	242*255MM
150W	AL DIE CAST	220-240VAC	6 KV	120-130	287*255MM
200W	AL DIE CAST	220-240VAC	6 KV	120-130	307*330MM



PF ≥ 0.95



WATER RESISTANT



2 YEAR WARRANTY



CRI-(Ra) ≥ 80



CURV LED STREET LIGHT

CODE	WATT	PRICE	MASTER PACKING
CSL 1	24W	935.00	50 PCS
CSL 2	36W	1195.00	40 PCS
CSL 3	50W	1590.00	30 PCS
CSL 4	100W	2885.00	20 PCS
CSL 5	150W	3965.00	10 PCS

TECHNICAL DATA

WATTAGE	MATERIAL	INPUT VOLTAGE	SURGE	LUMENS/W	DIMENSIONS
24W	AL DIE CAST	220-240VAC	4 KV	120-130	100*270MM
36W	AL DIE CAST	220-240VAC	4 KV	120-130	130*300MM
50W	AL DIE CAST	220-240VAC	6 KV	120-130	158*330MM
100W	AL DIE CAST	220-240VAC	6 KV	120-130	400*185MM
150W	AL DIE CAST	220-240VAC	6 KV	120-130	450*192MM



PF ≥ 0.95



WATER RESISTANT



2 YEAR WARRANTY



CRI-(Ra) ≥ 80

